

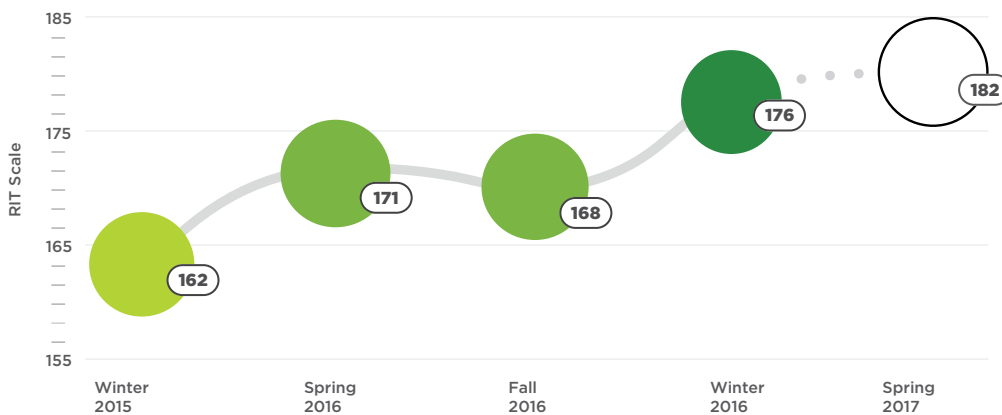
map GROWTH

Precisely Measure Growth and Performance

MAP® Growth™ measures what students know and what they're ready to learn next. By dynamically adjusting to each student's performance, MAP Growth creates a personalized assessment experience that accurately measures performance—whether a student performs on, above, or below grade level. Timely, easy-to-use reports help teachers teach, students learn, and administrators lead.

Growth Over Time

MAP Growth reveals how much growth has occurred between testing events and, when combined with our norms, shows projected proficiency. Educators can track growth through the school year and over multiple years.



The Most Stable Scale

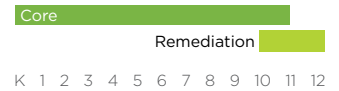
Every question on a MAP Growth assessment is calibrated to our proprietary RIT scale, which is the most reliable in the industry. Because the equal-interval scale is continuous across grades, educators can trust it to track longitudinal growth over a student's entire career.

Reports Designed for Insight

MAP Growth reports transform raw data into insights that help educators take action. Teachers use them to differentiate instruction and pinpoint individual student needs. Higher-level reports give administrators the context to drive improvement across entire schools and systems.

Interim Assessment for Growth

GRADE LEVELS



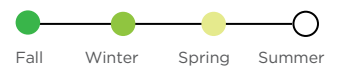
GRADE-LEVEL INDEPENDENCE

Measures performance of every student, whether on, above, or below grade level—even if standards change

SUBJECTS

Math
Reading
Language usage
Science

FREQUENCY



TEST TIME

45 minutes

Untimed. Approximately 45 minutes per subject

STANDARDS ALIGNMENT

State standards
Common Core
Next Generation Science Standards*
AERO

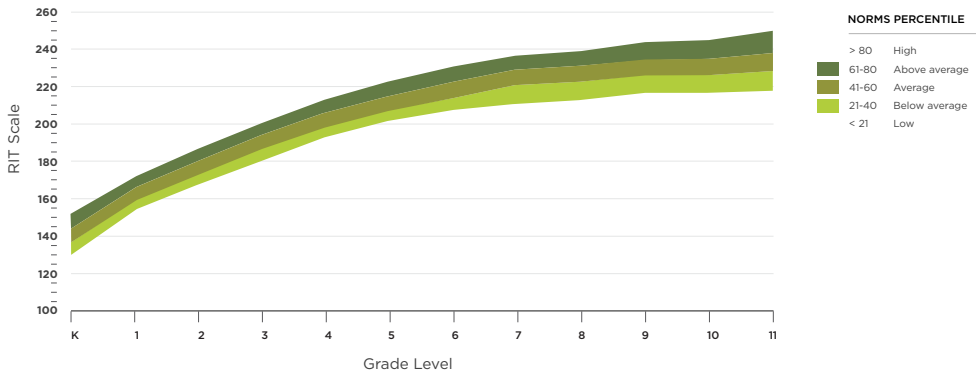
ACCESSIBILITY

Refreshable braille
Keyboard navigation
Screen reader (JAWS) compatible
Magnification
Color contrast adjustment
Test & item aids
Universal Design for Learning (UDL)
ARIA & WCAG compliant
Alt-tags

*Next Generation Science Standards is a registered trademark of Achieve. Neither Achieve nor the lead states and partners that developed the Next Generation Science Standards were involved in the production of this product, and do not endorse it.

Comparisons to Drive Insight

NWEA™ uses anonymous assessment data from over 10.2 million students to create national norms. Educators compare their students' performance against norms to evaluate programs and improve instruction—in individual classrooms and throughout school systems.



Professional Learning: A Foundation for Ongoing Success

Get the most out of MAP Growth data with powerful professional learning. Our MAP Foundation Series workshops help educators connect assessment data to a variety of needs—instructional, programming, and planning.

- Teachers and teacher leaders: Increase the ability to interpret MAP Growth data to inform instruction and goal setting
- Instructional coaches: Develop skills to support teachers in instructional applications of MAP Growth data
- School and district leaders: Gain expertise in using MAP Growth reports to build a data-informed culture and set long-term goals

RELIABLE TECHNOLOGY

Our online assessment platform is compatible with most popular operating systems, browsers, and devices—including iPads® and Chromebooks®. Because the assessment platform is stable, scalable, and reliable, schools can test on the schedule that meets their needs.

PROFESSIONAL LEARNING

NWEA offers a wide range of learning opportunities with flexible delivery—including self-paced online learning and workshops conducted on-site, regionally, or online. Educators can learn to use effective formative assessment practices, create a strong data culture, apply data to support student learning, and more.

ONGOING SUPPORT

Our knowledgeable specialists are here to help at every step, from comprehensive implementation to ongoing help via phone, email, live chat, and even on-site.



ABOUT NWEA

NWEA® is a not-for-profit organization that supports students and educators worldwide by providing assessment solutions, insightful reports, professional learning offerings, and research services. Visit NWEA.org to find out how NWEA can partner with you to help all kids learn.

© NWEA 2017. NWEA and MAP are registered trademarks, and MAP Growth, and Measuring What Matters are trademarks, of NWEA in the US and in other countries. The names of other companies and their products mentioned are the trademarks of their respective owners.